


Kindergarten

Homework Planner for the week of 11/11 to 11/15 Due Friday 11/15

*Packets will go home each Friday and will be due back by the following Friday. Please see the back for your child's special schedule and list of sight words introduced so far.

Monday 11/11 – No School	 <h3>Written Homework</h3> <ul style="list-style-type: none">◇ Handwriting practice: Letters a, g Please use pencil on all homework◇ Beginning Sounds: A Great Book◇ Turkey Disguise Project: Due Monday November 18th <p>Please put your name on all worksheets to be handed in. <u>Do Not</u> hand this planner in. Please keep it at home for your reference.</p>
Tuesday 11/12 – Day 3 <ul style="list-style-type: none">◇ Read or be read to for 10 minutes◇ <u>Practice High Frequency Words</u>	
Wednesday 11/13- Day 4 <ul style="list-style-type: none">◇ Read or be read to for 10 minutes◇ <u>Practice High Frequency Words</u>	
Thursday 11/14 – Day 5 <ul style="list-style-type: none">◇ Read or be read to for 10 minutes◇ <u>Practice High Frequency Words</u>	
Friday 11/15 – Day 6 <ul style="list-style-type: none">◇ Read or be read to for 10 minutes◇ <u>Practice High Frequency Words</u>	

the

Reminders:

- Students have begun to check out books in library. Don't forget to return your book on or before your library day.
- Permission slip and payment for our field trip to the movies is due by Friday 11/15.
- Save the Date: Thursday, December 5th is Barnes and Noble Night

Specials Schedule

Kirsch

Day 1 & 4 Gym
Day 2 & 5 Art
Day 3 & 6 Music
Day 5 Library

Leveque

Day 1 & 4 Art
Day 2 & 5 Music
Day 3 & 6 Gym
Day 2 Library

Wilson

Day 1 & 4 Music

Day 2 & 5 Gym
Day 3 & 6 Art
Day 3 Library

Library books are do back in school on or before your child's library day. Students will not get a new book if the old book has not been returned.

Don't forget your sneakers on Gym day!

High Frequency Words

Unit 1
* a
*me
*the
* I
like
my

***indicates the word has been introduced in class and students should be practicing the word at home**

Name: _____

Homework

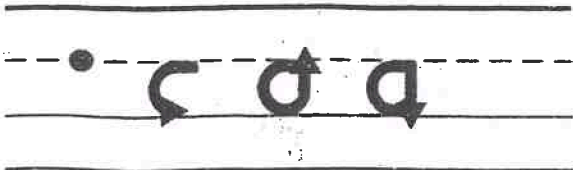
Directions: Trace over the first letter. Write the letter again 5 times.

Letter Formation for a

a is a plane line round letter.

It starts on the (plane line).

1 2 3 4



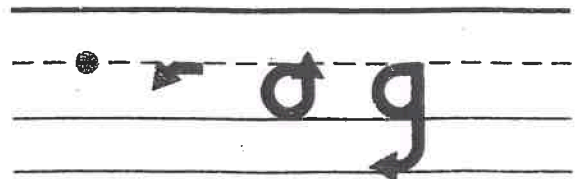
1. Point to the plane line.
2. Go back on the plane line then down and around on the grass line,
3. and up to the plane line.
4. Trace back down to the grass line.

Letter Formation for g

g is a plane line round letter.

It starts on the (plane line) just like a c.

1 2 3 4



1. Point to the plane line.
2. Trace back on the plane line,
3. down and around all the way back to the plane line.
4. Trace back down all the way to the worm line and make a curve.

Name _____

Initial Consonants

d, f, n

A Great Book

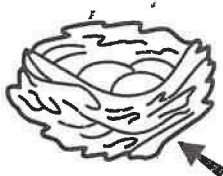
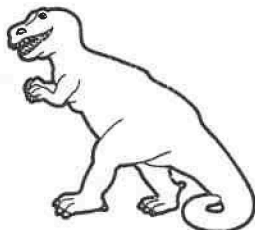




 Color by the code.

Color Code

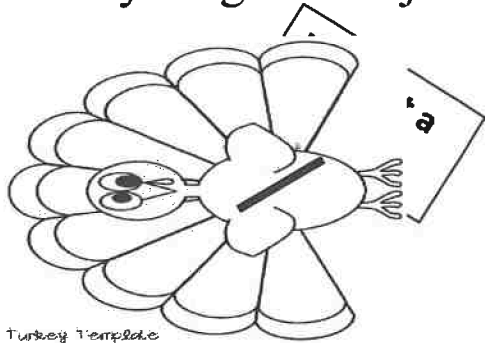
d as in  —green

f as in  —red

n as in  —yellow



Turkey Disguise Project



My name is Tom the Turkey and I'm as scared as I can be. I'm wearing a disguise so you won't catch me!

Dear Families,

Tom the Turkey needs your help! Keep Tom the Turkey off the Thanksgiving plate by giving him a disguise.

You may use items found around your house to create your turkey disguise; like fabric, paper scraps, paint, ribbons, tissue paper, craft feathers, crayons, etc.

Tom has previously been disguised as past Presidents, superheroes, cartoon characters, football players or ballerines. Think of a disguise that is unique or special to you! Have fun with it!

Step 1: Plan your disguise (make a sketch). Be creative!

Step 2: Sit down with your parents and check out some Turkey disguises online. There are tons of fun pictures to look at (especially on Pinterest / just type in turkey disguises).

Step 3: You are welcome to make your Turkey sturdier by gluing him to a heavier weight cardboard / posterboard etc.

Step 4: This project is for the whole family to participate in. Have fun!!!

Step 5: Keep your Turkey hidden and don't let anyone see him until you bring him in.

Step 6: Return your Turkey to school by Monday 11/18.

